

Scaled data based on original data using
LM-79-08 Approved Method: Electrical and Photometric Measurements of Solid-
State Lighting Products

Test Report Prepared for
Cooper Lighting Solutions
(formerly Eaton)

Brand: INVUE

Report Number: P401254

Luminaire Tested: **ENT-SA1C-727-U-SL3**

Issue Date: 5/20/2020

Test Information

Test Method: LM-79-08
Report Number: P401254
TEST IS SCALED FROM IESNA LM-79-08 TEST DATA (G1-2004-754-3)
Test Lab: INNOVATION CENTER
Issue Date: 5/20/2020
Manufacturer: COOPER LIGHTING SOLUTIONS (FORMERLY EATON)
Product Line: INVUE
Catalog Number: ENT-SA1C-727-U-SL3
Description: ENTRI LED LUMINAIRE
(1) 70 CRI, 2700K, 615mA LIGHTSQUARE WITH 16 LEDS AND TYPE III SPILL
LIGHT ELIMINATOR OPTICS
Light Source: -
Ballast/Driver: ELECTRONIC DRIVER

Summary

Lumens per Lamp: N/A
Luminaire Lumens: 3701 lumens
Efficiency: N/A
Efficacy: 111.1 lumens/watt
Luminous Opening: Rectangular (W 0.5' x L: 0.5' x H: 0')
IES Classification: Type III - Medium - Non-Cutoff
BUG Rating: B1 - U0 - G1

Input Watts (W): 33.3
Input Voltage (V): NR
Input Current (Ain): NR
Voltage Rise (V): NR
Power Factor: NR
Total Harmonic Distortion (THDi): NR
Frequency (hertz): 60
Stabilization Time: NR
Operation Time: NR
Ambient Temperature (°C): NR
Test Distance: 25 FT

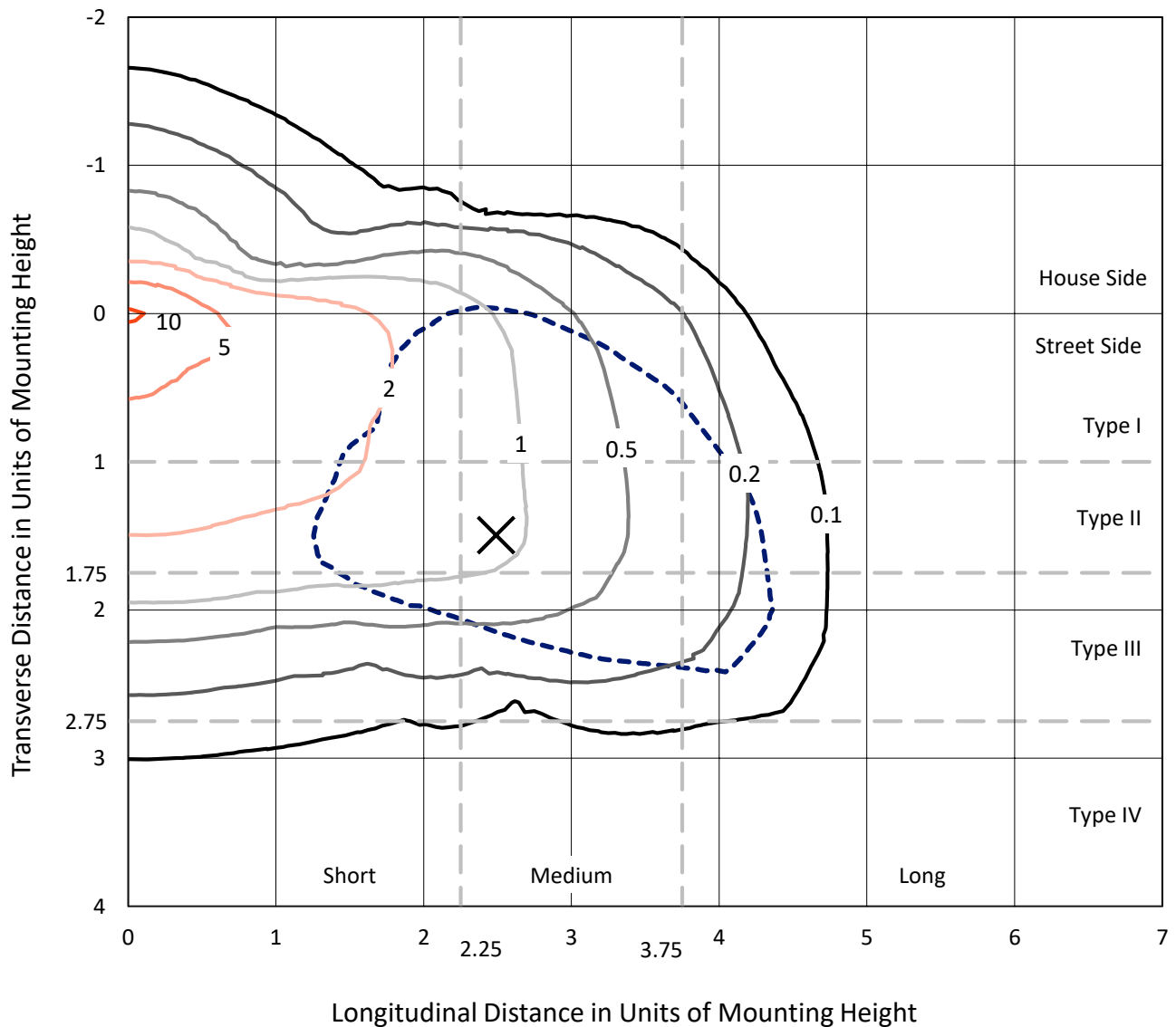


REPORT NUMBER: P401254

CATALOG NUMBER: ENT-SA1C-727-U-SL3

Iso-Footcandle Lines of Horizontal Illumination

× Max cd
 - - - 1/2 Max cd

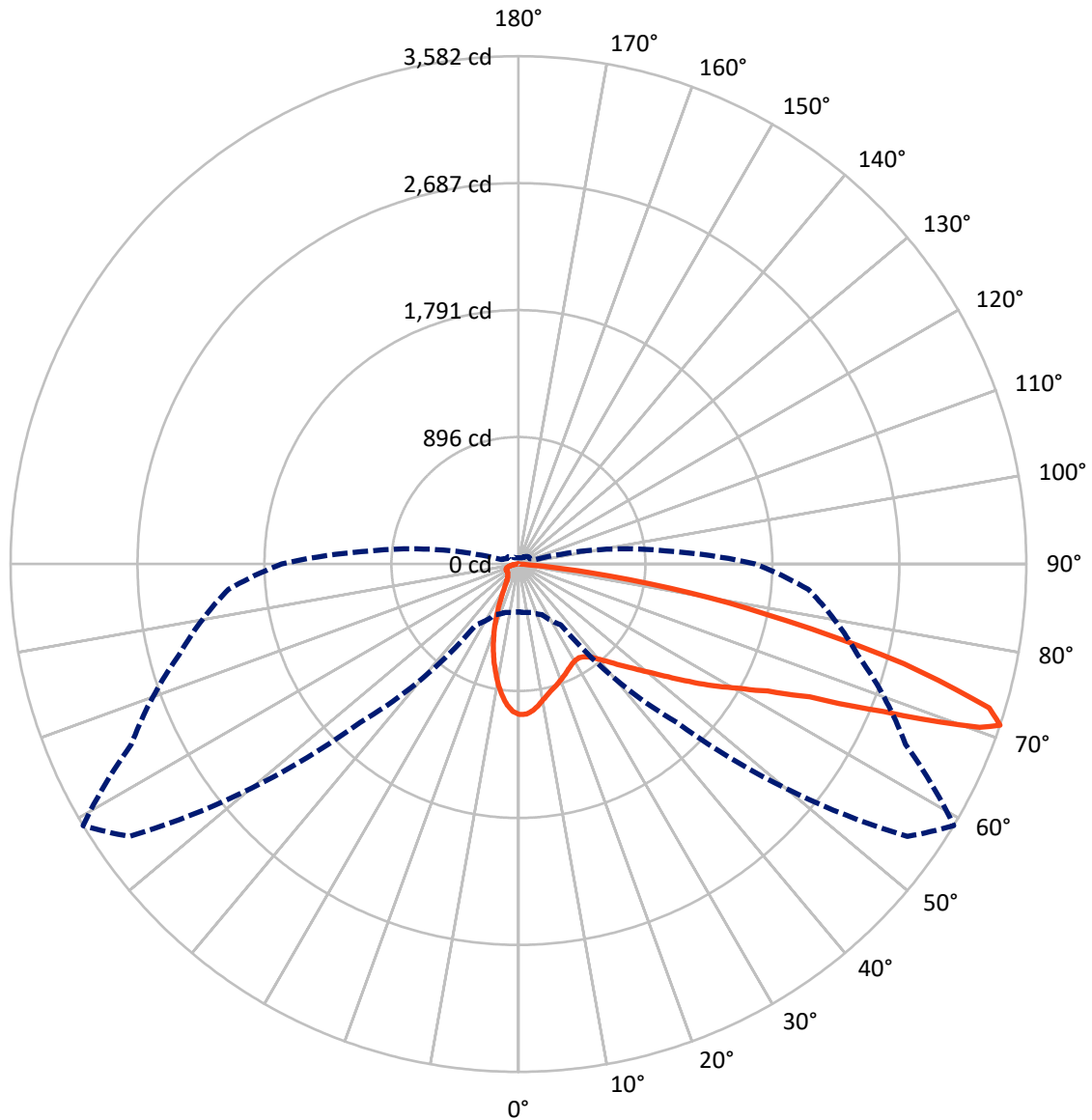


Based on 10 foot mounting height. Maximum calculated value = 10.6 fc
 Type III - Medium - Non-Cutoff

REPORT NUMBER: P401254

CATALOG NUMBER: ENT-SA1C-727-U-SL3

Luminous Intensity Polar Plot



— Vertical Plane Through 59-Deg Lateral - - - Horizontal Cone Through 71-Deg Vertical

REPORT NUMBER: P401254

CATALOG NUMBER: ENT-SA1C-727-U-SL3

FLUX DISTRIBUTION:

		Downward	Upward	Total
House Side	Lumens	628.2	0.0	628.2
	% Fixture	17.0	0.0	17.0
Street Side	Lumens	3072.8	0.0	3072.8
	% Fixture	83.0	0.0	83.0
Total	Lumens	3701.0	0.0	3701.0
	% Fixture	100.0	0.0	100.0

Coefficient of Utilization

ZONAL LUMENS:

Zone	Lumens	% Fixture
0°-10°	91.7	2.5
10°-20°	206.1	5.6
20°-30°	262.0	7.1
30°-40°	334.9	9.0
40°-50°	464.7	12.6
50°-60°	688.1	18.6
60°-70°	930.0	25.1
70°-80°	659.5	17.8
80°-90°	64.1	1.7
90°-100°	0.0	0.0
100°-110°	0.0	0.0
110°-120°	0.0	0.0
120°-130°	0.0	0.0
130°-140°	0.0	0.0
140°-150°	0.0	0.0
150°-160°	0.0	0.0
160°-170°	0.0	0.0
170°-180°	0.0	0.0
0°-90°	3701.0	100.0
0°-180°	3701.0	100.0



REPORT NUMBER: P401254

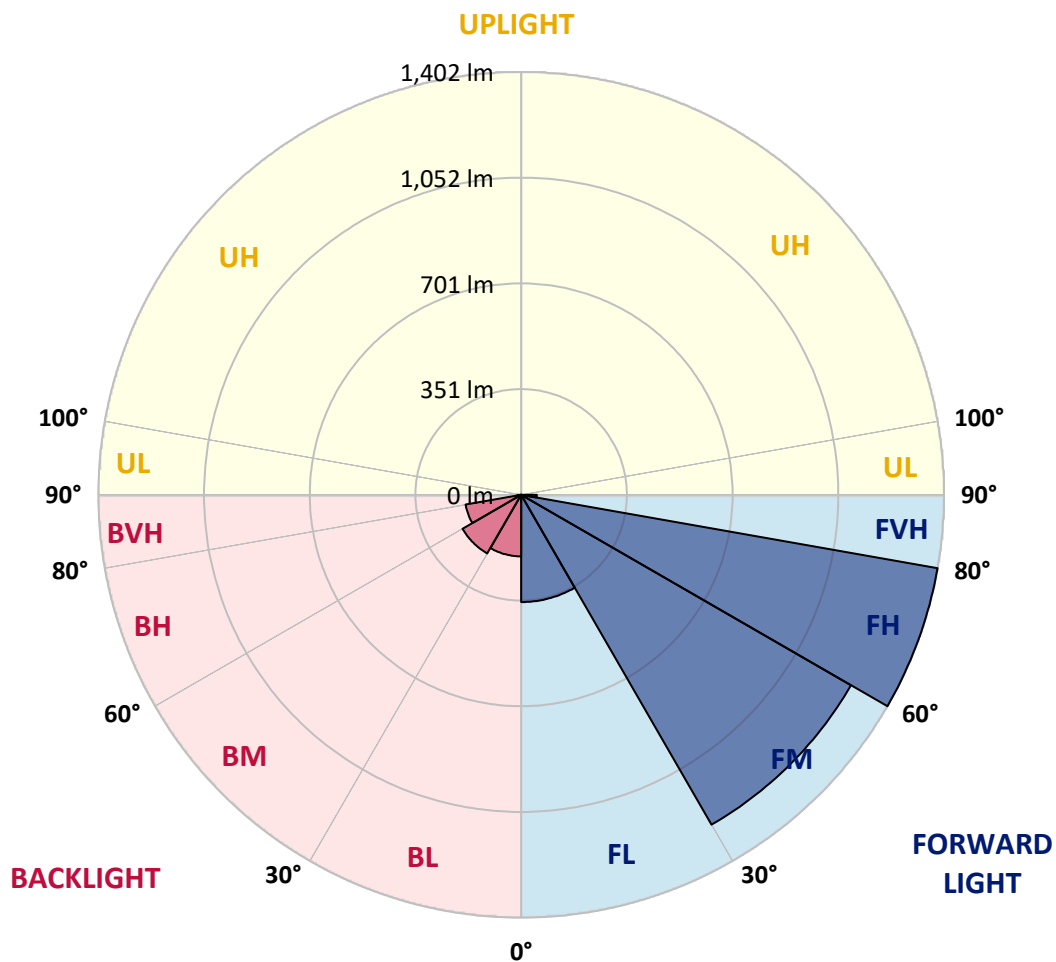
CATALOG NUMBER: ENT-SA1C-727-U-SL3

LUMINAIRE CLASSIFICATION SYSTEM LUMEN TABLE AND BUG RATING:

Zone		Lumens	% Fixture	Zone Rating/Lumen Limit		
				B	U	G
FL	(0°-30°)	355.7	9.6			
FM	(30°-60°)	1263.0	34.1			
FH	(60°-80°)	1402.3	37.9			G1/1800
FVH	(80°-90°)	51.9	1.4			G1/100
BL	(0°-30°)	204.1	5.5	B1/500		
BM	(30°-60°)	224.7	6.1	B1/1000		
BH	(60°-80°)	187.2	5.1	B1/500		G1/500
BVH	(80°-90°)	12.2	0.3			G1/100
UL	(90°-100°)	0.0	0.0		U0/0	
UH	(100°-180°)	0.0	0.0		U0/0	

BUG Rating: B1-U0-G1

Type III Medium





REPORT NUMBER: P401254

CATALOG NUMBER: ENT-SA1C-727-U-SL3

CANDELA DISTRIBUTION (FULL):

	0°	5°	15°	25°	35°	45°	55°	59°	65°	75°	85°
0°	1061.8	1061.8	1061.8	1061.8	1061.8	1061.8	1061.8	1061.8	1061.8	1061.8	1061.8
2.5°	1052.7	1056.4	1058.1	1060.7	1060.7	1061.8	1060.7	1060.2	1062.3	1060.2	1054.3
5°	1006.0	1007.6	1012.5	1017.8	1023.2	1034.5	1037.7	1039.8	1044.6	1045.7	1039.8
7.5°	942.8	948.7	955.1	962.1	973.3	988.9	1002.3	1007.6	1016.8	1022.1	1013.5
10°	889.1	892.3	895.6	907.9	925.6	947.0	961.0	971.2	985.7	992.6	984.6
12.5°	835.5	838.2	844.6	861.2	879.5	905.2	930.4	938.5	955.6	969.6	963.1
15°	794.2	794.2	799.0	817.3	836.6	870.9	900.4	912.7	934.2	954.0	946.0
17.5°	757.7	759.4	762.6	774.4	801.2	837.1	874.7	890.2	917.0	942.8	932.0
20°	737.4	736.3	738.4	744.3	765.8	803.9	848.9	867.1	900.4	935.8	918.6
22.5°	730.4	729.3	727.7	727.2	741.1	773.3	821.6	844.1	885.4	932.0	906.3
25°	735.8	735.8	730.9	721.8	728.3	750.2	796.9	821.0	868.8	929.4	895.0
27.5°	750.2	750.2	743.3	731.5	728.8	738.4	775.4	801.2	854.8	931.0	885.9
30°	770.1	769.5	762.6	752.4	744.3	741.1	765.3	788.8	845.2	937.9	881.6
32.5°	792.6	791.5	788.3	781.3	771.7	757.7	766.3	787.2	843.0	950.3	882.2
35°	819.4	817.8	819.4	815.7	806.5	791.5	786.2	802.8	853.7	973.3	891.3
37.5°	843.0	841.9	850.0	852.1	850.0	830.1	823.2	833.9	878.9	1009.8	910.0
40°	862.9	863.9	878.4	894.0	897.2	880.0	875.2	884.3	919.7	1054.3	943.8
42.5°	884.8	888.1	909.5	937.4	948.1	936.9	939.5	946.0	971.2	1114.9	992.6
45°	906.3	913.3	942.8	978.7	1006.0	1006.0	1015.2	1021.6	1037.7	1191.0	1064.0
47.5°	943.8	948.7	980.8	1024.3	1066.1	1079.5	1104.7	1102.6	1114.9	1274.7	1147.6
50°	992.6	1000.7	1033.4	1078.4	1131.5	1169.6	1198.6	1202.8	1207.7	1360.5	1246.8
52.5°	1060.2	1069.9	1096.7	1138.5	1201.2	1263.4	1324.6	1321.9	1315.5	1453.8	1360.5
55°	1128.3	1138.5	1163.7	1197.5	1271.5	1366.9	1466.7	1462.9	1433.4	1549.3	1465.6
57.5°	1197.5	1206.1	1232.3	1261.8	1349.2	1489.2	1616.8	1619.5	1558.9	1655.5	1569.7
60°	1226.4	1239.3	1304.2	1361.0	1470.4	1624.9	1770.2	1777.2	1689.2	1762.7	1684.4
62.5°	1095.6	1111.1	1218.4	1371.8	1636.7	1886.6	1969.7	1974.0	1846.4	1881.2	1809.9
65°	810.8	810.3	921.3	1150.8	1603.4	2237.8	2325.3	2257.7	2041.6	2038.4	1975.6
67.5°	464.4	478.4	513.7	686.4	1221.6	2302.7	2958.0	2781.6	2387.5	2282.9	2196.5
70°	374.3	371.1	381.8	427.9	666.0	1893.6	3370.4	3450.9	2878.7	2482.4	2146.7
71°	337.3	342.1	352.9	394.7	525.5	1579.8	3350.1	3582.3	3012.7	2477.0	2051.8
72.5°	290.1	291.2	315.9	365.2	431.7	1114.4	3097.5	3473.9	3153.2	2406.8	1912.3
75°	197.3	200.0	238.6	293.9	394.2	529.3	2216.4	2810.0	2870.1	2249.1	1579.3
77.5°	113.2	115.3	143.2	215.0	335.7	373.2	1360.5	1941.8	2063.6	1644.7	846.8
80°	58.5	61.1	79.4	135.7	256.3	301.9	780.3	1221.1	1173.9	568.4	196.3
82.5°	15.6	17.7	23.1	48.8	123.9	196.8	345.9	505.2	360.9	118.0	71.3
85°	0.0	0.0	0.0	0.5	1.1	27.3	72.9	90.6	50.4	23.1	19.3
87.5°	0.0	0.0	0.0	0.0	0.5	1.1	1.1	1.1	1.1	1.6	2.1
90°	0.0	0.0	0.0	0.0	0.0	0.0	0.0	0.0	0.0	0.0	0.0



REPORT NUMBER: P401254

CATALOG NUMBER: ENT-SA1C-727-U-SL3

CANDELA DISTRIBUTION (continued):

	90°	95°	105°	115°	125°	135°	145°	155°	165°	175°	180°
0°	1061.8	1061.8	1061.8	1061.8	1061.8	1061.8	1061.8	1061.8	1061.8	1061.8	1061.8
2.5°	1053.2	1053.2	1050.0	1045.2	1039.8	1027.5	1029.6	1020.0	1021.1	1020.0	1020.0
5°	1035.0	1031.8	1023.7	1008.7	992.1	970.1	966.9	949.2	939.0	935.8	939.5
7.5°	1009.8	1000.7	980.3	954.0	922.4	894.0	867.7	844.1	826.4	818.9	815.7
10°	976.5	965.3	932.0	885.9	842.5	798.0	756.7	729.9	694.5	683.7	680.5
12.5°	949.2	929.9	880.0	815.7	748.1	689.1	633.3	577.0	543.2	519.1	515.4
15°	925.6	898.2	826.9	743.8	659.6	578.1	502.5	426.9	379.1	358.8	344.3
17.5°	904.7	869.3	773.8	666.0	562.0	454.2	362.0	289.6	259.6	244.0	244.5
20°	883.2	838.2	718.6	588.3	465.5	345.9	255.8	222.0	207.0	203.8	202.2
22.5°	862.9	802.8	660.1	511.6	366.8	254.2	205.9	189.3	185.5	185.5	185.5
25°	839.8	766.9	601.2	433.3	277.8	200.6	177.0	171.1	172.1	174.3	174.8
27.5°	821.0	735.8	542.7	342.7	215.6	170.5	158.2	157.1	161.4	166.2	166.2
30°	804.4	707.3	479.4	267.6	171.6	149.6	145.3	146.9	151.2	155.5	157.1
32.5°	793.1	681.6	422.6	208.1	146.4	135.1	134.1	136.2	140.5	142.6	144.3
35°	788.3	662.8	361.4	167.9	130.3	124.4	123.9	125.5	127.6	128.2	127.6
37.5°	793.7	650.0	298.7	142.1	120.1	116.9	116.4	116.4	116.4	116.9	116.4
40°	809.2	645.1	242.4	125.5	113.7	111.0	109.4	107.8	106.7	106.7	106.2
42.5°	841.9	652.6	194.7	115.8	108.9	105.6	102.4	100.3	98.7	98.1	98.1
45°	894.5	673.6	162.0	109.4	104.6	99.7	96.0	93.8	92.2	92.8	92.2
47.5°	966.9	708.4	143.2	105.1	100.3	93.8	90.1	87.9	87.4	89.0	89.6
50°	1048.9	757.7	131.9	101.9	97.1	89.0	84.7	83.1	83.7	86.9	87.4
52.5°	1145.5	821.6	127.1	99.7	94.4	84.7	81.0	79.4	80.4	84.2	84.7
55°	1249.5	894.5	134.1	100.8	91.7	82.0	77.8	75.6	77.2	80.4	81.0
57.5°	1355.1	984.6	157.7	101.4	88.5	79.9	74.5	71.3	72.4	75.1	75.6
60°	1461.9	1074.1	198.4	101.9	87.4	77.8	71.9	67.0	67.6	69.2	69.7
62.5°	1587.3	1187.8	252.0	104.0	88.5	76.1	67.0	61.7	61.7	62.7	62.7
65°	1777.7	1357.3	287.4	103.0	91.2	74.5	62.2	56.8	56.3	56.8	56.8
67.5°	1914.5	1379.8	200.6	97.1	92.8	75.1	59.5	52.6	51.5	50.9	50.9
70°	1769.7	1161.0	132.5	91.7	90.1	76.1	57.4	49.9	47.7	46.1	45.6
71°	1669.4	1046.3	122.8	89.6	87.9	75.1	56.3	48.3	46.1	45.0	44.5
72.5°	1520.9	933.6	113.2	86.3	83.1	72.9	54.7	46.7	44.0	42.4	41.8
75°	1201.8	715.9	99.2	79.4	71.9	60.1	50.4	43.4	40.8	38.6	38.1
77.5°	543.2	284.8	76.1	68.6	58.5	47.7	44.0	40.2	37.0	35.4	34.9
80°	151.8	108.3	55.8	54.2	44.0	37.0	35.4	34.3	33.2	31.1	31.1
82.5°	70.3	63.3	39.7	38.1	30.0	26.3	27.9	28.4	28.4	26.3	25.7
85°	19.3	20.9	18.2	20.4	19.3	17.7	20.4	22.0	23.1	20.9	19.3
87.5°	1.6	3.8	4.8	8.0	9.7	10.2	12.9	15.6	16.1	12.9	13.4
90°	0.0	0.0	0.0	0.0	0.0	0.0	0.0	0.0	0.0	0.0	0.0

(END OF REPORT)